

Extended Performance Research on IEEE 802.11a 54 Mbps Multi-Node Laboratory Links

J. A. R. Pacheco de Carvalho, H. Veiga, C. F. Ribeiro Pacheco, A. D. Reis

Abstract—Wireless communications, involving electronic devices, are increasingly important. Performance is a fundamental issue, leading to more reliable and efficient communications. Security is also most important. Laboratory measurements were performed about several performance aspects of Wi-Fi IEEE 802.11a 54 Mbps Open links. Our study contributes to performance evaluation of this technology, using available equipments (HP V-M200 access points and Linksys WPC600N adapters). New detailed results are given, namely at OSI level 4, from TCP and UDP experiments. TCP throughput is measured versus TCP packet length. Jitter and percentage datagram loss are measured versus UDP datagram size. Results are compared for point-to-point, point-to-multipoint and four-node point-to-multipoint links. Conclusions are drawn about performance of the links.

Index Terms—IEEE 802.11a, Multi-Node Links, TCP packet size, UDP datagram size, Wi-Fi, Wireless Network Laboratory Performance, WLAN.

I. INTRODUCTION

Electromagnetic waves in several frequency ranges, propagating in the air, have decisively contributed to the development of contactless communication technologies. Typical examples of wireless communications technologies are wireless fidelity (Wi-Fi) and free space optics (FSO), using microwaves and laser light, respectively. Their importance and utilization have been growing worldwide.

Microwave technology is used in Wi-Fi. Versatility, mobility and favourable prices are provided. Wi-Fi has seen its importance and utilization growing. It is a complement to traditional wired networks. Both ad hoc and infrastructure modes are used. In this latter case a wireless access point, AP, provides communications of Wi-Fi electronic devices with a wired based local area network (LAN) through a

switch/router. Thus a wireless local area network (WLAN), based on the AP, is set. At the home level, personal devices are permitted to communicate through a wireless personal area network (WPAN). Point-to-point (PTP) and point-to-multipoint (PTMP) microwave links are used in the 2.4 and 5 GHz bands, with IEEE 802.11a, 802.11b, 802.11g and 802.11n standards [1]. The increasing use of the 2.4 GHz band has led to strong electromagnetic interference. Therefore, the use of the 5 GHz band is very convenient, in spite of larger absorption and shorter ranges. Wi-Fi communications are not significantly affected by rain or fog, as wavelengths are in the range 5.6-12.5 cm. On the contrary, rain or fog significantly degrade FSO communications, as the typical wavelength range for the laser beam is 785-1550 nm.

Wi-Fi has nominal transfer rates up to 11 (802.11b), 54 Mbps (802.11 a, g) and 600 Mbps (802.11n). The medium access control of Wi-Fi is carrier sense multiple access with collision avoidance (CSMA/CA). 802.11a,g provide a multi-carrier modulation scheme called orthogonal frequency division multiplexing (OFDM) that allows for binary phase-shift keying (BPSK), quadrature phase-shift keying (QPSK) and quadrature amplitude modulation (QAM) of the 16-QAM and 64-QAM density types. One spatial stream (one antenna) and coding rates up to 3/4 are possible and a 20 MHz channel. 802.11a and 802.11g work in the 5 and 2.4 GHz bands respectively.

Studies are published on wireless communications, wave propagation [2,3], practical realizations of WLANs [4], performance analysis of the effective transfer rate for 802.11b PTP links [5], 802.11b performance in crowded indoor environments [6].

Performance increase has been a crucial issue, giving more reliable and efficient communications. Requisites have been published both for traditional and new telematic applications [7].

Wi-Fi security is critically important for confidentiality reasons. Microwave radio signals travel through the air and can be promptly captured. Security methods have been developed to provide authentication such as, by increasing order of security, wired equivalent privacy (WEP), Wi-Fi protected access (WPA) and Wi-Fi protected access II (WPA2).

Several performance measurements have been published for 2.4 and 5 GHz Wi-Fi Open [8-9], WEP [10], WPA[11] and WPA2 [12] links, as well as very high speed FSO [13]. Performance evaluation of IEEE 802.11 based Wireless Mesh Networks has been given [14]. Studies are published on modelling TCP throughput [15]. A formula that bounds average TCP throughput is available [16].

It is worthwhile investigating the effects of TCP packet

Manuscript received March 2, 2018. Supports from University of Beira Interior and FCT (Fundação para a Ciência e a Tecnologia)/PEst-OE/FIS/UI0524/2014 (ProjectoEstratégico-UI524-2014) are acknowledged.

J. A. R. Pacheco de Carvalho is with the APTEL Research Group and the Physics Department, University of Beira Interior, 6201-001 Covilha, Portugal (phone: +351 275 319 703; fax: +351 275 319 719; e-mail: pacheco@ubi.pt).

H. Veiga is with the APTEL Research Group and the Informatics Centre, University of Beira Interior, 6201-001 Covilha, Portugal (e-mail: hveiga@ubi.pt).

C. F. Ribeiro Pacheco is with the APTEL Research Group, University of Beira Interior, 6201-001 Covilha, Portugal (e-mail: claudiaffprpacheco@gmail.com).

A. D. Reis is with the APTEL Research Group and the Physics Department, University of Beira Interior, 6201-001 Covilha, Portugal, and with the Department of Electronics and Telecommunications/ Institute of Telecommunications, University of Aveiro, 3810 Aveiro, Portugal (e-mail: adreis@ubi.pt).

size, UDP datagram size, network topology, increasing levels of security encryption, on link performance and compare equipment performance for several standards. Studies have been published for 5 GHz 802.11n Open links [17]. In the present work new Wi-Fi results arise from measurements on 802.11a Open multi-node links at 54 Mbps, namely through OSI level 4. Performance is evaluated and compared in laboratory measurements of Open PTP, three-node point-to-multipoint (PTMP) and four-node point-to-multipoint (4N-PTMP) links using available equipments. TCP throughput is measured versus TCP packet length. Jitter and percentage datagram loss are measured versus UDP datagram size. In comparison to previous work [18] extended investigations on performance are carried out.

In prior and actual state of the art, several Wi-Fi links and technologies have been investigated. Performance evaluation has been pointed out as a fundamentally important criterion to assess communications quality. The motivation of this work is to evaluate and compare performance in laboratory measurements of Open multi-node 802.11a links at 54 Mbps using accessible equipments. Thus permitting to increase the knowledge about Wi-Fi (IEEE 802.11 a) link performance. The problem statement is that performance needs to be evaluated under several TCP and UDP parameterizations and link topologies under no security encryption. The proposed solution uses an experimental setup and method, permitting to monitor signal to noise ratios (SNR) and noise levels (N), measure TCP throughput (from TCP connections) versus TCP packet size, and UDP jitter and percentage datagram loss (from UDP communications) versus UDP datagram size.

The rest of the paper is structured as follows: Section II is about the experimental conditions i.e. the measurement setup and procedure. Results and discussion are given in Section III. Conclusions are drawn in Section IV.

II. EXPERIMENTAL DETAILS

Here a HP V-M200 access point [19] was used], with three external dual-band 3x3 MIMO antennas, IEEE 802.11 a/b/g/n, software version 5.4.1.0-01-16481, a 1000-Base-T/100-Base-TX/10-Base-T layer 2 3Com Gigabit switch 16 and a 100-Base-TX/10-Base-T layer 2 Allied Telesis AT-8000S/16 switch [20]. Three PCs were used having a PCMCIA IEEE.802.11 a/b/g/n Linksys WPC600N wireless adapter with three internal antennas [21], to enable 4N-PTMP links to the access point. In every type of experiment, an interference free communication channel was used (ch. 36). This was mainly verified through a portable computer, equipped with a Wi-Fi 802.11 a/b/g/n adapter, running Acrylic WiFi software [22]. No encryption was activated in the AP and the wireless adapters of the PCs. The experiments were made under far-field conditions. No power levels above 30 mW (15 dBm) were used, as the wireless equipments were nearby. The distances concerned were much larger than the wavelength used.

A functional laboratory arrangement has been planned and implemented for the measurements, as shown in Fig. 1. Up to three wireless links to the AP are possible. At OSI level 4, measurements were made for TCP connections and UDP communications using Iperf software [23]. For a TCP

client/server connection (TCP New Reno, RFC 6582, was used), TCP throughput was obtained for a given TCP packet size, varying from 0.25k to 64k bytes. For a UDP client/server communication with a given bandwidth parameter, UDP jitter and percentage loss of datagrams were determined for a given UDP datagram size, varying from 0.25k to 64k bytes.

One PC, with IP 192.168.0.2 was the Iperf server and the others, with IPs 192.168.0.6 and 192.168.0.50, were the Iperf clients (client1 and client2, respectively). Jitter, which is the root mean square of differences between consecutive transit times, was constantly computed by the server, as specified by the real time protocol RTP, in RFC 1889 [24]. A control PC, with IP 192.168.0.20, was mainly used to set the configuration of the AP. Three types of experiments are possible: PTP (two nodes), using the client1 and the control PC as server; PTMP (three nodes), using the client1 and the 192.168.0.2 server PC; 4N-PTMP (four nodes), using simultaneous connections/communications between the two clients and the 192.168.0.2 server PC.

The server and client PCs were HP nx9030 and nx9010 portable computers, respectively. The control PC was an HP nx6110 portable computer. Windows XP Professional SP3 was the operating system. The PCs were prepared to enable maximum resources to the present work. Batch command files have been re-written for the new TCP and UDP tests.

The results were collected in batch mode and written as data files to the client PCs disks. Every PC had a second Ethernet network adapter, to permit remote control from the official IP APTEL (Applied Physics and Communications) Research Group network, via switch.

III. RESULTS AND DISCUSSION

The wireless network adapters of the PCs were manually configured for a nominal rate of 54 Mbps. No encryption was used. Transmit and receive rates were monitored in the AP during the experiments. They were regularly 54 Mbps. For every TCP packet size in the range 0.25k-64k bytes, and for every corresponding UDP datagram size in the same range, data were acquired for the Open multi-node links at OSI levels 1 (physical layer) and 4 (transport layer) using the setup of Fig. 1. For every link type and TCP packet size an average TCP throughput was calculated from a set of experiments. This value was considered as the bandwidth parameter for every corresponding UDP test, giving average jitter and average percentage datagram loss.

At OSI level 1, signal to noise ratios (SNR, in dB) and noise levels (N, in dBm) were obtained in the AP. Signal gives the strength of the radio signal the AP receives from a client PC, in dBm. Noise means how much background noise, due to radio interference, exists in the signal path between the client PC and the AP, in dBm. The lower the value is, the weaker the noise. SNR indicates the relative strength of client PC radio signals versus noise in the radio signal path, in dB. SNR is a good indicator for the quality of the radio link between the client PC and the AP. The measured data were similar for all types of experiments. Typical values are shown in Fig. 2. The links had good, high, SNR values.

The main average TCP and UDP results are summarized in Table I, for Open links and every link topology (PTP, PTMP and 4N-PTMP). The statistical analysis, including calculations of confidence intervals, was carried out as in [25].

In Fig. 3 polynomial fits were made (shown as y versus x), using the Excel worksheet, to the TCP throughput data for Open multi-node links, where R^2 is the coefficient of determination. It provides the goodness of fit. A value of 1.0 means a perfect fit to data. It was found that, on average, the best TCP throughputs are for PTP links (Table I). In passing from PTP to PTMP throughput reduces to 45%. In comparison to PTMP, 4N-PTMP throughput falls to 50%. This is due to increase of processing requirements for the AP, so as to maintain links between PCs. Fig. 3 puts forward a fair increase in TCP throughput with packet size. For small packets there is a large overhead, as there are small amounts of data that are sent in comparison to the protocol components. The role of the frame is very heavy in Wi-Fi. For larger packets, overhead decreases; the amount of sent data overcomes the protocol components

In Figs. 4-5, the data points representing jitter and percentage datagram loss for Open links were joined by smoothed lines. Fig. 4 shows that for PTP and small sized datagrams, jitter is small. There are small delays in sending datagrams. Latency is also small. Jitter increases for larger datagram sizes. Jitter performances are not very significantly different between PTMP and PTP links, considering two large error bars in the 8k and 16k data points of the PTMP curve and a relatively large error bar in the 32k data point of the PTP curve (Fig. 4). Although the average value for PTMP is lower than for PTP (Table I). This is difficult to explain as a decrease of jitter performance was expected in passing from PTP to PTMP. Concerning 4N-PTMP, there is a very large error bar in the 8k data point. On average jitter performance is, worse than for PTP and PTMP due to link topology by increasing the number of nodes, where processing requirements for the AP increase for providing links between PCs.

Concerning average percentage datagram loss, performances were found on average to degrade due to link topology by increasing the number of nodes (Table I). This is due to increase of processing requirements for the AP, for keeping links between PCs. Generally, Fig. 5 shows larger percentage datagram losses for small sized datagrams, when the amounts of data to send are small in comparison to the protocol components. There is considerable processing of frame headers and buffer management. For larger datagrams, percentage datagram loss is lower. However, large UDP segments originate fragmentation at the IP datagram level, leading to higher losses.

TCP throughput, jitter (4N-PTMP) and percentage datagram loss were generally found to clearly show performance degradations due to link topology, in increasing the number of nodes, where processing requirements for the AP are higher so as to ensure links between PCs. As CSMA/CA is the medium access control, the available bandwidth and the air time are divided by the nodes using the medium.

Further experiments were made using the same

equipments, laboratory arrangement, procedure and WEP multi-node links with 128 bits and a key composed of twenty six hexadecimal characters. It was found that, like for Open links, TCP throughput, jitter and percentage datagram loss were generally found to exhibit performance degradations due to link topology, in increasing the number of nodes, where processing requirements for the AP are higher so as to ensure links between PCs. As CSMA/CA is the medium access control, the available bandwidth and the air time are divided by the nodes using the medium. WEP, where there is increase of data length due to encryption, was found not to decrease TCP throughput within the experimental error. But it was found to degrade jitter and datagram loss performances, as illustrated by Figs. 6-7.

In comparison to previous results for 5 GHz 802.11n Open links [17] the present results show that 5 GHz 802.11n gives better TCP, jitter and datagram loss performances than 802.11a.

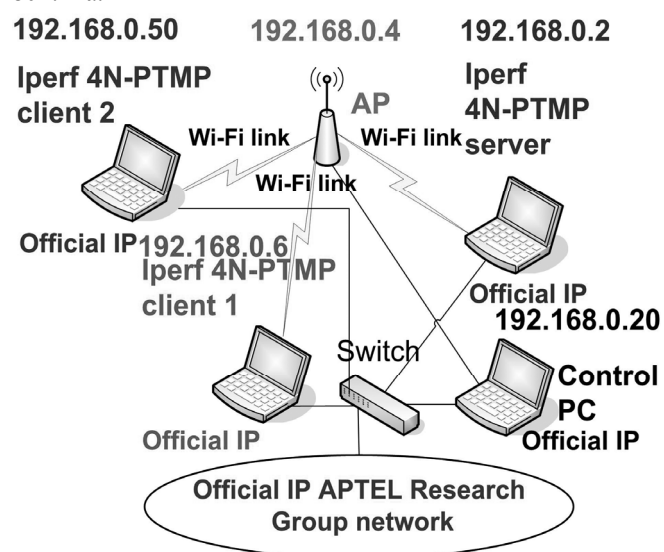


Fig. 1- Laboratory setup arrangement.

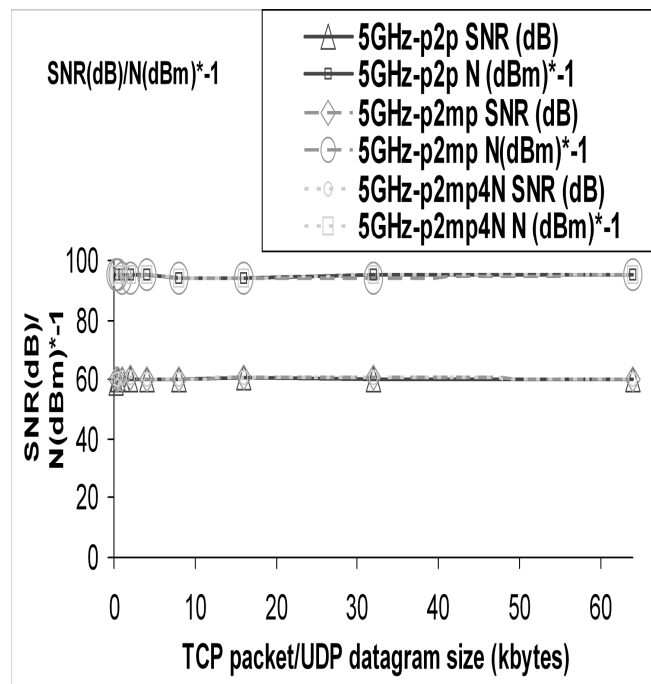


Fig. 2- Typical SNR (dB) and N (dBm). Open links.

TABLE I
AVERAGE WI-FI (IEEE 802.11 A) OPEN RESULTS.

Link type	PTP	PTMP	4N-PTMP
TCP throughput (Mbps)	22.9 +/-0.7	10.4 +/-0.3	5.2 +/-0.2
UDP-jitter (ms)	4.1 +/-0.6	2.9 +/-1.4	10.2 +/-9.7
UDP-% datagram loss	1.2 +/-0.1	7.4 +/-0.5	12.7 +/-8.1

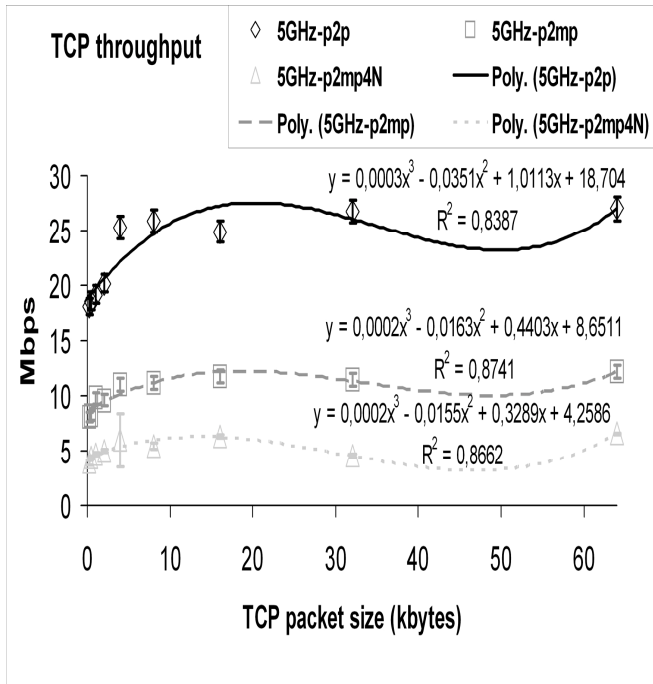


Fig.3- TCP throughput (y) versus TCP packet size (x). Open links.

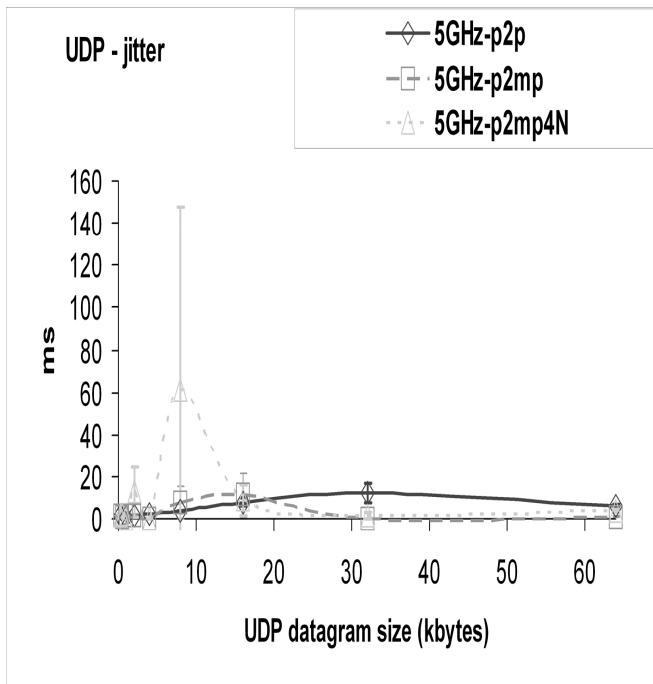


Fig. 4- UDP - jitter versus UDP datagram size. Open links.

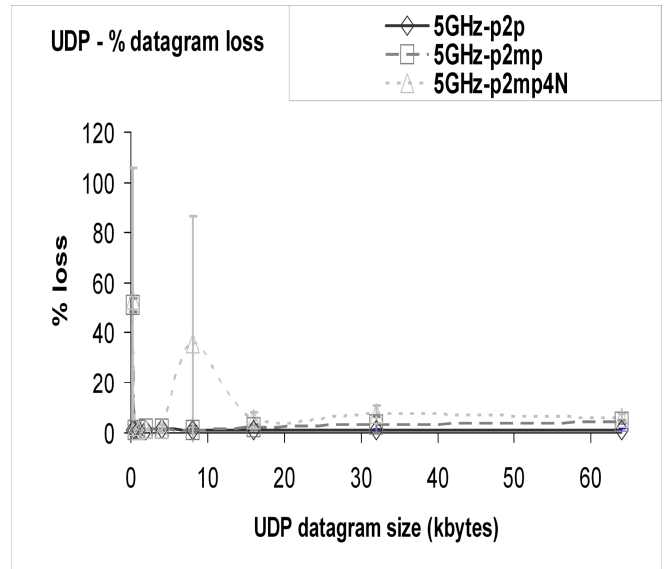


Fig. 5- UDP – percentage datagram loss versus UDP datagram size. Open links.

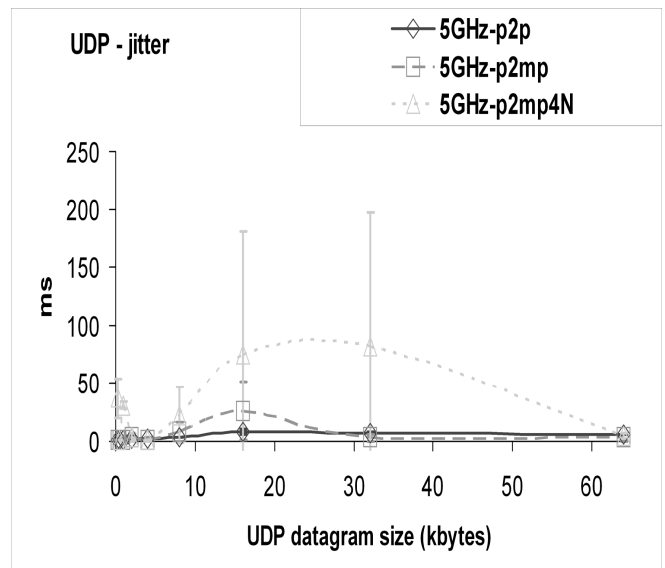


Fig. 6- UDP - jitter versus UDP datagram size. WEP links.

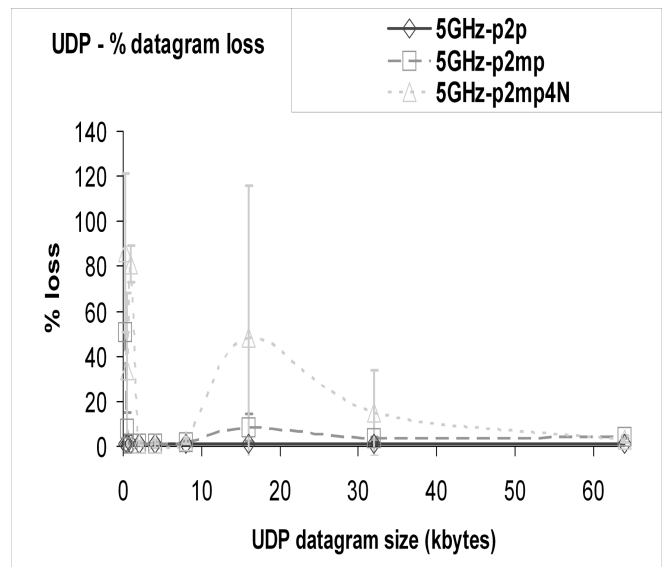


Fig. 7- UDP – percentage datagram loss versus UDP datagram size. WEP links.

IV CONCLUSION

In the present work a versatile laboratory setup arrangement was planned and realized, that permitted systematic performance measurements using available wireless equipments (V-M200 access points from HP and WPC600N adapters from Linksys) for Wi-Fi (IEEE 802.11 a) in Open multi-node (PTP, PTMP and 4N-PTMP) links.

Through OSI layer 4, TCP and UDP performances were measured versus TCP packet size and UDP datagram size, respectively. TCP throughput, jitter and percentage datagram loss were measured and compared for all link types. TCP throughput was found to increase with packet size. For PTP jitter, for small sized datagrams, is found small. It increases for larger datagrams. Concerning percentage datagram loss, it was found high for small sized datagrams. For larger datagrams it diminishes. However, large UDP segments originate fragmentation at the IP datagram level, leading to higher losses. TCP throughput, jitter (4N-PTMP) and percentage datagram loss were generally found to clearly show performance degradations due to link topology, in increasing the number of nodes, where processing requirements for the AP are higher so as to ensure links between PCs. As CSMA/CA is the medium access control, the available bandwidth and the air time are divided by the nodes using the medium. WEP, where there is increase of data length due to encryption, was found not to decrease TCP throughput within the experimental error. But it was found to degrade jitter and datagram loss performances. The present results show that 5 GHz 802.11n gives better TCP, jitter and datagram loss performances than 802.11a.

Further performance studies are planned using several standards, equipments, topologies, security settings and noise conditions, not only in laboratory but also in outdoor environments involving, mainly, medium range links.

REFERENCES

- [1] Web site <http://standards.ieee.org>; IEEE 802.11a, 802.11b, 802.11g, 802.11n, 802.11i standards.
- [2] J. W. Mark, W. Zhuang, *Wireless Communications and Networking*, Prentice-Hall, Inc., Upper Saddle River, NJ, 2003.
- [3] T. S. Rappaport, *Wireless Communications Principles and Practice*, 2nd ed., Prentice-Hall, Inc., Upper Saddle River, NJ, 2002.
- [4] W. R. Bruce III, R. Gilster, *Wireless LANs End to End*, Hungry Minds, Inc., NY, 2002.
- [5] M. Schwartz, *Mobile Wireless Communications*, Cambridge University Press, 2005.
- [6] N. Sarkar, K. Sowerby, "High Performance Measurements in the Crowded Office Environment: a Case Study", In Proc. ICCT'06-International Conference on Communication Technology, pp. 1-4, Guilin, China, 27-30 November 2006.
- [7] F. Boavida, E. Monteiro, *Engenharia de Redes Informáticas*, 10th ed., FCA-Editora de Informática Lda, Lisbon, 2011.
- [8] J. A. R. Pacheco de Carvalho, H. Veiga, P. A. J. Gomes, C. F. Ribeiro Pacheco, N. Marques, A. D. Reis, "Wi-Fi Point-to-Point Links-Performance Aspects of IEEE 802.11 a,b,g Laboratory Links", in *Electronic Engineering and Computing Technology*, Series: Lecture Notes in Electrical Engineering, Sio-long Ao, Len Gelman, Eds. Netherlands: Springer, 2010, Vol. 60, pp. 507-514.
- [9] J. A. R. Pacheco de Carvalho, H. Veiga, C. F. Ribeiro Pacheco, A. D. Reis, "Extended Performance Research on Wi-Fi IEEE 802.11 a, b, g Laboratory Open Point-to-Multipoint and Point-to-Point Links", in *Transactions on Engineering Technologies*, Sio-long Ao, Gi-Chul Yang, Len Gelman, Eds. Singapore: Springer, 2016, pp. 475-484.
- [10] J. A. R. Pacheco de Carvalho, C. F. Ribeiro Pacheco, A. D. Reis, H. Veiga, "Extended Performance Studies of Wi-Fi IEEE 802.11a, b, g Laboratory WEP Point-to-Multipoint and Point-to-Point Links", in *Transactions on Engineering Technologies: World Congress on Engineering 2014*, Gi-Chul Yang, Sio-long Ao, Len Gelman, Eds. Gordrecht: Springer, 2015, pp. 563-572.
- [11] J. A. R. Pacheco de Carvalho, H. Veiga, C. F. Ribeiro Pacheco, A. D. Reis, "Extended Performance Studies of Wi-Fi IEEE 802.11a, b, g Laboratory WPA Point-to-Multipoint and Point-to-Point Links", in *Transactions on Engineering Technologies: Special Volume of the World Congress on Engineering 2013*, Gi-Chul Yang, Sio-long Ao, Len Gelman, Eds. Gordrecht: Springer, 2014, pp. 455-465.
- [12] J. A. R. Pacheco de Carvalho, H. Veiga, C. F. Ribeiro Pacheco, A. D. Reis, "Performance Evaluation of IEEE 802.11 a, g Laboratory WPA2 Point-to-Multipoint Links", *Lecture Notes in Engineering and Computer Science: Proceedings of the World Congress of Engineering 2014*, WCE 2014, 2-4 July 2014, London, U. K., pp. 699-704.
- [13] J. A. R. Pacheco de Carvalho, N. Marques, H. Veiga, C. F. F. Ribeiro Pacheco, A. D. Reis, "Performance Measurements of a 1550 nm Gbps FSO Link at Covilhã City, Portugal", *Proc. Applied Electronics 2010 - 15th International Conference*, 8-9 September 2010, University of West Bohemia, Pilsen, Czech Republic, pp. 235-239.
- [14] D. Bansal, S. Sofat, P. Chawla, P. Kumar, "Deployment and Evaluation of IEEE 802.11 based Wireless Mesh Networks in Campus Environments", *Lecture Notes in Engineering and Computer Science: Proceedings of the World Congress on Engineering 2011*, WCE 2011, 1-3 July, 2011, London, U.K., pp. 1722-1727.
- [15] J. Padhye, V. Firoiu, D. Towsley, J. Kurose, "Modeling TCP Throughput: A Simple Model and its Empirical Validation", *Proc. SIGCOMM Symposium Communications, Architecture and Protocols*, August 1998, pp. 304-314.
- [16] M. Mathis, J. Semke, J. Mahdavi, "The Macroscopic Behavior of the TCP Congestion Avoidance Algorithm", *ACM SIGCOMM Computer Communication Review*, vol. 27, Issue 3, July 1997, pp. 67-82.
- [17] J. A. R. Pacheco de Carvalho, H. Veiga, C. F. Ribeiro Pacheco, A. D. Reis, "Performance Measurements of Open 5 GHz IEEE 802.11n Laboratory Links", *Lecture Notes in Engineering and Computer Science: Proceedings of the World Congress on Engineering 2016*, WCE 2016, 29 June-1 July, 2016, London, U.K., pp. 607-611.
- [18] J. A. R. Pacheco de Carvalho, C. F. Ribeiro Pacheco, A. D. Reis, H. Veiga, "Performance Evaluation of IEEE 802.11a 54 Mbps Open Laboratory Links", *Lecture Notes in Engineering and Computer Science: Proceedings of the World Congress on Engineering 2017*, WCE 2017, 5-7 July, 2017, London, U.K., pp. 529-533.
- [19] HP V-M200 802.11n access point management and configuration guide; 2010; <http://www.hp.com>; accessed 3 Jan 2016.
- [20] AT-8000S/16 level 2 switch technical data; 2009; <http://www.alliedtelesis.com>; accessed 10 Dec 2015.
- [21] WPC600N notebook adapter user guide; 2008; <http://www.linksys.com>; accessed 10 Jan 2012.
- [22] Acrylic WiFi software; 2016; <http://www.acrylicwifi.com>; accessed 8 Jan 2017.
- [23] Iperf software; 2017; <http://iperf.fr>; accessed 16 Feb 2017.
- [24] Network Working Group. "RFC 1889-RTP: A Transport Protocol for Real Time Applications", <http://www.rfc-archive.org>; accessed 3 Jan 2014.
- [25] P. R. Bevington, *Data Reduction and Error Analysis for the Physical Sciences*, Mc Graw-Hill Book Company, 1969.